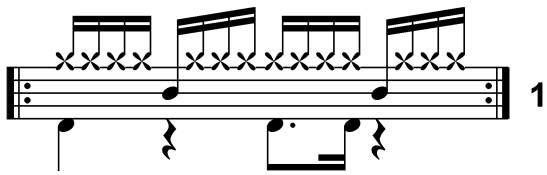
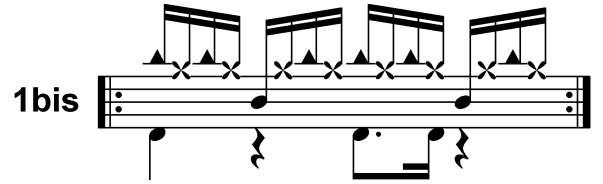


rythmes avec charleston en doubles croches à 2 mains  
part 2




1

Musical notation for exercise 1: A four-measure phrase in 2/4 time. The right hand plays a Charleston rhythm of eighth notes with 'x' marks above them. The left hand plays a bass line with quarter notes and rests.




1bis

Musical notation for exercise 1bis: A four-measure phrase in 2/4 time. The right hand plays a Charleston rhythm of eighth notes with 'x' marks above them. The left hand plays a bass line with quarter notes and rests.




2

Musical notation for exercise 2: A four-measure phrase in 2/4 time. The right hand plays a Charleston rhythm of eighth notes with 'x' marks above them. The left hand plays a bass line with quarter notes and eighth notes.




3

Musical notation for exercise 3: A four-measure phrase in 2/4 time. The right hand plays a Charleston rhythm of eighth notes with 'x' marks above them. The left hand plays a bass line with quarter notes and eighth notes.




4

Musical notation for exercise 4: A four-measure phrase in 2/4 time. The right hand plays a Charleston rhythm of eighth notes with 'x' marks above them. The left hand plays a bass line with quarter notes and eighth notes.



5

Musical notation for exercise 5: A four-measure phrase in 2/4 time. The right hand plays a Charleston rhythm of eighth notes with 'x' marks above them. The left hand plays a bass line with quarter notes and eighth notes.



6

Musical notation for exercise 6: A four-measure phrase in 2/4 time. The right hand plays a Charleston rhythm of eighth notes with 'x' marks above them. The left hand plays a bass line with quarter notes and eighth notes.